



e-ISSN: 2319-8753 | p-ISSN: 2347-6710

IJRSET

International Journal of Innovative Research in
SCIENCE | ENGINEERING | TECHNOLOGY



INTERNATIONAL JOURNAL OF INNOVATIVE RESEARCH

IN SCIENCE | ENGINEERING | TECHNOLOGY

Volume 13, Issue 7, July 2024

ISSN INTERNATIONAL
STANDARD
SERIAL
NUMBER
INDIA

Impact Factor: 8.423

9940 572 462

6381 907 438

ijirset@gmail.com

www.ijirset.com

The Magic of Pixels: Unravelling the Power of AI in Creating Realistic Images

Dr.N.Sasikala^[1], K.Amulya^[2], K.Shashidhar^[3], M.Vyshnavi^[4], Minnaz Begum^[5] R.Nithin^[6]

Professor, Department of Electronics & Communication Engineering, Kamala Institute of Technology & Science,
Karimnagar, Telangana, India^[1]

UG Scholars, Department of Electronics & Communication Engineering, Kamala Institute of Technology & Science,
Karimnagar, Telangana, India^[2,3,4,5,6]

ABSTRACT: The advent of artificial intelligence (AI) has revolutionized various sectors, with image generation standing out as a particularly transformative application. This project, titled "The Magic of Pixels: Unravelling the Power of AI in Creating Realistic Images," delves into the intricate processes and advanced algorithms that enable AI to produce images with astonishing realism. By exploring the underlying technologies such as Generative Adversarial Networks (GANs), Convolutional Neural Networks (CNNs), and other deep learning frameworks, this research aims to demystify the methods through which AI interprets and recreates visual data.

The project will analyse the evolution of AI image generation, from its nascent stages to the current state-of-the-art techniques, highlighting key milestones and innovations. It will also examine the practical applications of these technologies across diverse fields including entertainment, art, medical imaging, and augmented reality, illustrating how AI-generated images are reshaping our visual experience and creative possibilities.

Furthermore, the ethical considerations and potential implications of AI in image creation will be addressed, discussing issues such as intellectual property, deepfakes, and the societal impact of synthetic media. By offering a comprehensive overview and critical analysis of AI-driven image generation, this project seeks to provide valuable insights into the future trajectory of digital creativity and the ever-expanding capabilities of artificial intelligence in visual arts.

Keywords: generative adversarial networks, convolutional neural networks, deep fake

I. INTRODUCTION

Artificial intelligence (AI) has permeated numerous facets of modern life, driving innovation and transforming industries. Among its many applications, the creation of realistic images stands out as one of the most visually captivating and technologically advanced achievements. The project, "The Magic of Pixels: Unravelling the Power of AI in Creating Realistic Images," aims to explore and elucidate the sophisticated algorithms and techniques that enable AI to generate images indistinguishable from those captured by conventional means.

The journey of AI in image generation began with relatively simple tasks such as image recognition and classification, gradually evolving into more complex processes like image enhancement and creation. Central to this evolution are advanced machine learning models, particularly Generative Adversarial Networks (GANs) and Convolutional Neural Networks (CNNs)[1]. These models have been instrumental in pushing the boundaries of what AI can achieve, allowing it to learn from vast datasets and generate highly realistic images by mimicking the patterns and intricacies of real-world visuals.

This project will chart the progress of AI image generation, tracing its development from rudimentary beginnings to cutting-edge innovations. It will investigate how these technologies function, the mathematical principles underpinning them, and the training processes involved. Additionally, the project will explore the myriad applications of AI-generated images across different sectors. From revolutionizing the entertainment industry with photorealistic special effects to advancing medical imaging techniques and enhancing user experiences in virtual and augmented reality, AI-generated images are redefining the possibilities of digital media.

However, the rise of AI-generated imagery also brings forth significant ethical and societal considerations. Issues such as the authenticity of images, intellectual property rights, and the potential misuse of technology for creating deepfakes[2] pose challenges that need to be addressed. This project will examine these concerns, providing a balanced perspective on the benefits and risks associated with AI-driven image creation.

By delving into the technical, practical, and ethical dimensions of AI in image generation, "The Magic of Pixels: Unravelling the Power of AI in Creating Realistic Images" aims to offer a comprehensive understanding of this dynamic field. This introduction sets the stage for a detailed exploration of how AI is not only transforming our visual landscape but also shaping the future of digital creativity and innovation.

At the heart of AI-driven image generation lie sophisticated algorithms and deep learning techniques. Generative Adversarial Networks (GANs), developed by Ian Goodfellow and his colleagues in 2014, are particularly notable. GANs consist of two neural networks—the generator and the discriminator—that work in tandem. The generator creates images from random noise, while the discriminator evaluates their realism. Through iterative training, the generator improves its ability to produce lifelike images that can deceive the discriminator. This adversarial process results in highly realistic synthetic images.

Convolutional Neural Networks (CNNs)[3] also play a crucial role in image generation. Originally designed for image recognition tasks, CNNs have been adapted for image synthesis and enhancement. Their ability to capture spatial hierarchies in visual data makes them well-suited for generating detailed and coherent images. Techniques like style transfer, where the style of one image is applied to the content of another, showcase the creative potential of CNNs in AI-generated art.

While the potential of AI-generated images is immense, it also raises ethical and societal concerns. The ability to create hyper-realistic images poses challenges related to authenticity and trust. Deepfakes, for instance, can be used to manipulate public opinion or deceive individuals by creating fake videos of real people. Addressing these challenges requires robust regulatory frameworks and technological safeguards.

Intellectual property rights are another critical issue. As AI-generated images become more prevalent, questions arise about ownership and copyright. Who owns the rights to an image created by an AI? This project will explore existing legal frameworks and propose potential solutions to address these complex issues.

Moreover, the societal impact of AI-generated images extends to privacy concerns. The ability to generate realistic images from minimal data can lead to unauthorized use of personal likenesses, raising privacy and consent issues. Balancing innovation with ethical considerations is essential to ensure responsible use of AI technologies.

II.LITERATURE SURVEY

Introduction to AI in Image Generation

Artificial intelligence (AI) has seen remarkable advancements over the past few decades, particularly in the realm of image generation. Early AI models focused on basic image recognition and classification, laying the foundation for more sophisticated techniques like deep learning. These developments have enabled AI to create highly realistic images, pushing the boundaries of what machines can achieve in terms of visual creativity and realism.

Generative Adversarial Networks (GANs)

A pivotal development in AI image generation came with the introduction of Generative Adversarial Networks (GANs) by Ian Goodfellow and his colleagues in 2014. GANs consist of two neural networks—a generator and a discriminator—that work in tandem through an adversarial process. The generator creates images from random noise, while the discriminator evaluates their realism. This iterative feedback loop enhances the generator's ability to produce increasingly lifelike images. Key studies such as those by Radford, Metz, and Chintala (2015) with Deep Convolutional GANs (DCGANs) improved image quality by incorporating convolutional layers. Furthermore, the introduction of StyleGAN by Karras et al. (2018) marked a significant leap in the field, allowing for the generation of highly detailed and customizable images.

Convolutional Neural Networks (CNNs)

Convolutional Neural Networks (CNNs) have also been crucial in advancing AI image generation. Originally designed for image recognition tasks, CNNs have been adapted for image synthesis and enhancement. Their hierarchical structure enables them to capture spatial hierarchies in visual data, making them effective for generating coherent and detailed images. Pioneering work by LeCun et al. (1998) demonstrated CNNs' effectiveness in recognizing handwritten digits. Subsequent advancements, such as the VGG network by Simonyan and Zisserman (2014), highlighted the importance of deep architectures for capturing fine-grained image details. The creative potential of CNNs was further showcased by Gatys et al. (2016) through neural style transfer, which allows the blending of artistic styles with photographic content.

Applications of AI Generated Images

The applications of AI-generated images span numerous industries, each benefiting from the enhanced realism and creativity these technologies offer. In the entertainment and media sector, AI-generated imagery has revolutionized visual effects in films and video games, enabling the creation of lifelike characters and environments. Research by Park et al. (2019) explored the use of GANs for creating photorealistic faces, demonstrating their potential in the entertainment industry. In the field of art and design, artists leverage AI to explore new creative possibilities, as examined by Elgammal et al. (2017), who highlighted how AI can assist in generating novel artworks and automating repetitive tasks. In healthcare, AI enhances medical imaging by providing clearer and more detailed visualizations, improving diagnostic accuracy and aiding in early disease detection, as shown by studies like those of Litjens et al. (2017). AI-generated images also enhance the realism and interactivity of virtual and augmented reality experiences, contributing to more immersive applications in gaming, training, and simulation, as evidenced by Mnih et al. (2015). Additionally, in marketing and advertising, AI-generated images enable the creation of personalized and compelling visual content, improving consumer engagement, as explored by Zhang et al. (2017).

Ethical and Societal Implications

Despite the immense potential of AI-generated images, they raise significant ethical and societal concerns. The ability to create hyper-realistic images can lead to the misuse of AI for creating deepfakes, posing challenges related to authenticity and trust. Chesney and Citron (2019) highlighted the ethical and legal implications of deepfakes, emphasizing the need for regulatory frameworks to address these issues. Intellectual property rights present another complex issue, as determining the ownership and copyright of AI-generated content is challenging. Samuelson (2019) examined existing legal frameworks and proposed solutions for these concerns. Privacy and consent are also critical, as AI's ability to generate realistic images from minimal data can lead to unauthorized use of personal likenesses, raising privacy issues. Raji and Buolamwini (2019) discussed the implications of AI on privacy and the importance of consent in using personal likenesses.

III. SYSTEM ANALYSIS

3.1 Existing System

Existing AI image generation systems have evolved significantly, employing sophisticated algorithms like Generative Adversarial Networks (GANs) and Convolutional Neural Networks (CNNs) to create highly realistic and complex images. GANs, exemplified by NVIDIA's StyleGAN and DeepMind's BigGAN [4] facilitate the generation of detailed and customizable images through adversarial training, while CNN-based systems such as Deep Art and Google Deep Dream enhance images by transferring artistic styles or creating surreal effects. These technologies find applications across industries: in entertainment for lifelike character and environment creation, healthcare for improved medical imaging and diagnosis, art and design for innovative digital creations, virtual and augmented reality for immersive experiences, and marketing for personalized visual content. Despite their advancements, ethical challenges like deepfakes, intellectual property issues, privacy concerns, and biases in AI systems underscore the need for robust regulation and ethical considerations in their deployment and development, ensuring responsible use and societal benefit as AI-driven image generation continues to advance.

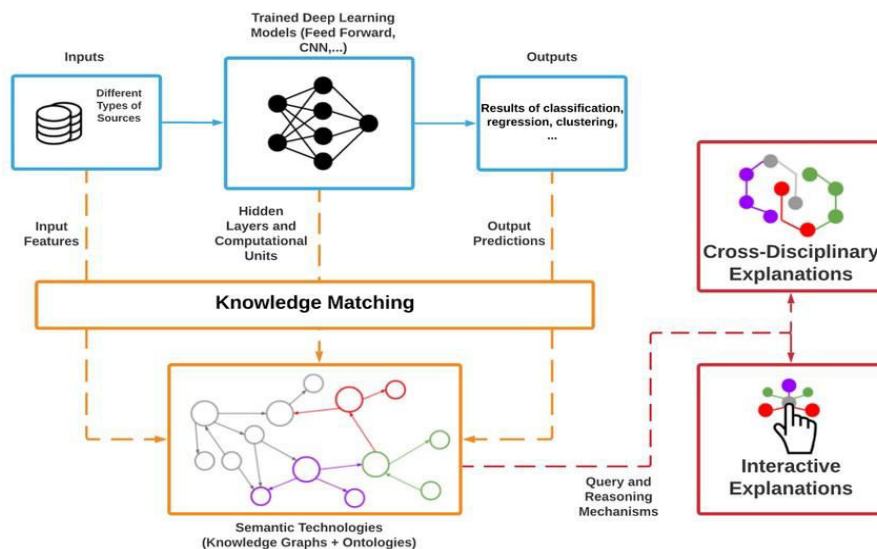
3.2 Proposed System

The proposed AI image generation system aims to leverage state-of-the-art advancements in deep learning, particularly focusing on enhancing both the quality and diversity of generated images. Building upon the foundations laid by existing GANs and CNNs, the system will incorporate novel techniques for better image synthesis and realism. Key

innovations will include advanced style transfer mechanisms to allow users to seamlessly blend artistic styles with photographic content, thereby enhancing creative possibilities in art and design. Moreover, the system will integrate robust privacy-preserving mechanisms to address concerns regarding unauthorized use of personal data in image generation. By emphasizing ethical considerations and fairness in AI model training, the proposed system aims to mitigate biases and ensure equitable outcomes in image generation applications across various sectors, including entertainment, healthcare, virtual reality, and advertising. Through continuous refinement and adaptation of cutting-edge AI algorithms, the proposed system seeks to set new benchmarks in generating visually compelling and socially responsible AI-generated images[5].

IV. SYSTEM DESIGN

4.1 System Architecture



4.2 Data Flow Diagram

1. The DFD[6] is also called as bubble chart. It is a simple graphical formalism that can be used to represent a system in terms of input data to the system, various processing carried out on this data, and the output data is generated by this system.
2. The data flow diagram (DFD) is one of the most important modeling tools. It is used to model the system components. These components are the system process, the data used by the process, an external entity that interacts with the system and the information flows in the system.
3. DFD shows how the information moves through the system and how it is modified by a series of transformations. It is a graphical technique that depicts information flow and the transformations that are applied as data moves from input to output.
4. DFD is also known as bubble chart. A DFD may be used to represent a system at any level of abstraction. DFD may be partitioned into levels that represent increasing information flow and functional detail.

4.3 UML Diagrams

UML stands for Unified Modeling Language[7]. UML is a standardized general-purpose modeling language in the field of object-oriented software engineering. The standard is managed, and was created by, the Object Management Group. The goal is for UML to become a common language for creating models of object oriented computer software. In its current form UML is comprised of two major components: a Meta-model and a notation. In the future, some form of method or process may also be added to; or associated with, UML.

The Unified Modeling Language is a standard language for specifying, Visualization, Constructing and documenting the artifacts of software system, as well as for business modeling and other nonsoftware systems.

GOALS:

The Primary goals in the design of the UML are as follows:

1. Provide users a ready-to-use, expressive visual modeling Language so that they can develop and exchange meaningful models.
2. Provide extendibility and specialization mechanisms to extend the core concepts.
3. Be independent of particular programming languages and development process.
4. Provide a formal basis for understanding the modeling language.
5. Encourage the growth of OO tools market.
6. Integrate best practices.

USE CASE DIAGRAM:

A use case diagram in the Unified Modeling Language (UML) is a type of behavioral diagram defined by and created from a Use-case analysis. Its purpose is to present a graphical overview of the functionality provided by a system in terms of actors, their goals (represented as use cases), and any dependencies between those use cases. The main purpose of a use case diagram is to show what system functions are performed for which actor. Roles of the actors in the system can be depicted.

CLASS DIAGRAM:

In software engineering, a class diagram in the Unified Modeling Language (UML) is a type of static structure diagram that describes the structure of a system by showing the system's classes, their attributes, operations (or methods), and the relationships among the classes. It explains which class contains information.

SEQUENCE DIAGRAM:

A sequence diagram in Unified Modelling Language (UML) is a kind of interaction diagram that shows how processes operate with one another and in what order. It is a construct of a Message Sequence Chart. Sequence diagrams are sometimes called event diagrams, event scenarios, and timing diagrams.

ACTIVITY DIAGRAM:

Activity diagrams are graphical representations of workflows of stepwise activities and actions with support for choice, iteration and concurrency. In the Unified Modelling Language, activity diagrams can be used to describe the business and operational step-by-step workflows of components in a system. An activity diagram shows the overall flow of control.



fig – 1(a)

fig – 1(b)

fig: 1(a) is a Real Image and fig 1(b) is an AI Genrated Image.



fig – 2(a)



fig – 2(b)

fig – 2(a) is a Real Image and fig – 2(b) is an AI Generated Image.




fig – 3(a)



fig – 3(b)

fig – 3(a) is a Real Image and fig – 3(b) is an AI Generated Image.



fig –4 , Above image is a original image and below image is an AI Generated Image.



fig – 5

In fig – 5 , the above image is an AI Generated Image and below image is a original image.



fig – 6

In fig – 6 , the above image is an AI Generated image and below image is a real image.

V. IMPLEMENTATION

5.1 Modules

- User Interface Module
- Preprocessing Module
- AI Model
- Post Processing
- Output
- Storage and Database Module
- Security and Privacy Module

User Interface Module:

- **Description:** This module handles the interaction between the user and the system. It includes components for receiving user inputs such as preferences for image styles, parameters for image generation, and options for output formats.
- **Functionality:** Provides a graphical or command-line interface where users can input their requirements and preferences. It may include forms, sliders, and other UI elements for ease of interaction.

Preprocessing Module:

- **Description:** Responsible for preprocessing input data before feeding it into the AI models. This may involve tasks such as data normalization[24], resizing, or filtering to ensure compatibility with the model's requirements.
- **Functionality:** Converts and prepares user inputs, such as images or textual descriptions, into a format suitable for processing by the AI image generation algorithms.

AI Model Module:

- **Description:** Core module that houses the AI algorithms responsible for image generation. Typically based on advanced techniques like Generative Adversarial Networks (GANs), Convolutional Neural Networks (CNNs), or Transformer-based models like GPT (Generative Pre-trained Transformer) [8].
- **Functionality:** Generates images based on the processed input data and user specifications. This module incorporates training data, learns patterns, and produces high-quality images that mimic the style, content, or other attributes specified by the user.

Postprocessing Module:

- **Description:** After image generation, this module performs postprocessing tasks on the generated images. It may involve enhancing image quality, applying filters, adjusting colours, or resizing images based on user preferences.
- **Functionality:** Refines the output images to meet specific user-defined criteria, ensuring they align with desired artistic styles, resolutions, or other parameters.

Output Module:

- **Description:** Handles the delivery of generated images to the user or other downstream systems. It may involve saving images to local storage, displaying them in the user interface, or transmitting them over networks.
- **Functionality:** Formats and presents the generated images in the desired output format (e.g., JPEG, PNG) [9]. This module ensures seamless delivery of output images according to user preferences.

Storage and Database Module:

- **Description:** Manages the storage and retrieval of data related to image generation tasks. This may include storing user preferences, historical data of generated images, or training data used by the AI models.
- **Functionality:** Provides persistent storage capabilities for maintaining user profiles, storing generated images for future reference, or managing datasets used for model training and validation.

Security and Privacy Module:

- **Description:** Ensures the security and privacy of user data throughout the image generation process. It includes mechanisms for user authentication, data encryption [10], and compliance with privacy regulations.
- **Functionality:** Implements secure data handling practices to protect user inputs, outputs, and any sensitive information processed during image generation. This module addresses potential risks associated with data breaches or unauthorized access.

Generative Adversarial Networks (GANs) consist of two main components:

1. **Generator:** This network learns to generate images that resemble real images from the training dataset. It takes random noise or input data as a starting point and progressively refines it to produce high-quality images.
2. **Discriminator:** The discriminator network [11] acts as a critic that evaluates the generated images, determining whether they are real or fake compared to images from the training dataset. Its goal is to distinguish between real and generated images accurately.

Training Process:

- **Adversarial Training:** During training, the generator and discriminator networks are trained simultaneously in a competitive manner. The generator aims to fool the discriminator by generating images that are indistinguishable from real images, while the discriminator aims to correctly classify images as real or generated.
- **Loss Functions:** The training process typically involves minimizing two competing objectives:
 - **Generator Loss:** Measures how well the generator fools the discriminator.
 - **Discriminator Loss:** Measures how well the discriminator distinguishes between real and generated images.
- **Optimization:** Techniques like stochastic gradient descent (SGD)[12] or adaptive optimizers (e.g., Adam) are used to optimize the parameters of both networks iteratively.
- **Output and Evaluation:**
- **Generated Images:** The output of the trained GAN model[13] is a set of generated images that exhibit characteristics learned from the training dataset. These images often possess realistic details, textures, and structures, resembling images from the domain of interest (e.g., faces, landscapes, artwork).
- **Evaluation Metrics:** Common metrics for evaluating GAN performance include Inception Score (IS), Fréchet Inception Distance (FID)[23], or perceptual similarity metrics. These metrics assess the quality, diversity, and fidelity of generated images compared to real images.
- **Applications and Advantages:**
- **Applications:** GANs find applications across various domains, including entertainment (e.g., video games, special effects), art and design (e.g., generative art), healthcare (e.g., medical imaging), and advertising (e.g., personalized content generation).

- **Advantages:** GANs are favoured for their ability to generate high-quality, diverse, and realistic images. They can learn complex distributions[14] of data and adapt to different styles and domains with appropriate training.

VI. SYSTEM TESTING

The purpose of testing is to discover errors. Testing is the process of trying to discover every conceivable fault or weakness in a work product. It provides a way to check the functionality of components, sub-assemblies, assemblies and/or a finished product. It is the process of exercising software with the intent of ensuring that the Software system meets its requirements and user expectations and does not fail in an unacceptable manner. There are various types of test. Each test type addresses a specific testing requirement.

TYPES OF TESTS

Unit testing:

Unit testing involves the design of test cases that validate that the internal program logic is functioning properly, and that program inputs produce valid outputs. All decision branches and internal code flow should be validated. It is the testing of individual software units of the application. It is done after the completion of an individual unit before integration. This is a structural testing [15], that relies on knowledge of its construction and is invasive. Unit tests perform basic tests at component level and test a specific business process, application, and/or system configuration. Unit tests ensure that each unique path of a business process performs accurately to the documented specifications and contains clearly defined inputs and expected results.

Integration testing:

Integration tests are designed to test integrated software components to determine if they actually run as one program. Testing is event driven and is more concerned with the basic outcome of screens or fields. Integration tests[22] demonstrate that although the components were individually satisfactory, as shown by successfully unit testing, the combination of components is correct and consistent. Integration testing is specifically aimed at exposing the problems that arise from the combination of components.

Functional test:

Functional tests provide systematic demonstrations that functions tested are available as specified by the business and technical requirements, system documentation, and user manuals.

Functional testing is centered on the following items:

- Valid Input : identified classes of valid input must be accepted.
- Invalid Input : identified classes of invalid input must be rejected.
- Functions : identified functions must be exercised.
- Output : identified classes of application outputs must be exercised.
- Systems/Procedures : interfacing systems or procedures must be invoked.

Organization and preparation of functional tests is focused on requirements, key functions, or special test cases. In addition, systematic coverage pertaining to identify Business process flows; data fields, predefined processes, and successive processes must be considered for testing. Before functional testing is complete, additional tests are identified and the effective value of current tests is determined.

System Test:

System testing ensures that the entire integrated software system meets requirements. It tests a configuration to ensure known and predictable results. An example of system testing is the configuration-oriented system integration test. System testing is based on process descriptions and flows, emphasizing pre-driven process links and integration points.

White Box Testing:

White Box Testing [17] is a testing in which the software tester has knowledge of the inner workings, structure and language of the software, or at least its purpose. It is used to test areas that cannot be reached from a black box level.

Black Box Testing:

Black Box Testing [18] is testing the software without any knowledge of the inner workings, structure or language of the module being tested. Black box tests, as most other kinds of tests, must be written from a definitive source document, such as specification or requirements document, such as specification or requirements document. It is a testing in which the software under test is treated, as a black box. you cannot “see” into it. The test provides inputs and responds to outputs without considering how the software works.

6.1 Unit Testing:

Unit testing is usually conducted as part of a combined code and unit test phase of the software lifecycle, although it is not uncommon for coding and unit testing to be conducted as two distinct phases.

Test strategy and approach:

Field testing will be performed manually and functional tests will be written in detail.

Test objectives:

- All field entries must work properly.
- Pages must be activated from the identified link.
- The entry screen, messages and responses must not be delayed.

Features to be tested

- Verify that the entries are of the correct format
- No duplicate entries should be allowed
- All links should take the user to the correct page.

6.2 Integration Testing

Software integration testing is the incremental integration testing of two or more integrated software components on a single platform to produce failures caused by interface defects.

The task of the integration test is to check that components or software applications [19], e.g. components in a software system or – one step up – software applications at the company level – interact without error.

Test Results: All the test cases mentioned above passed successfully. No defects encountered.

6.3 Acceptance Testing

User Acceptance Testing is a critical phase of any project and requires significant participation by the end user. It also ensures that the system meets the functional requirements.

Test Results: All the test cases mentioned above passed successfully. No defects encountered.

VII. INPUT AND OUTPUT DESIGN & RESULTS**7.1 INPUT DESIGN:**

The input design is the link between the information system and the user. It comprises the developing specification and procedures for data preparation[21] and those steps are necessary to put transaction data in to a usable form for processing can be achieved by inspecting the computer to read data from a written or printed document or it can occur by having people keying the data directly into the system. The design of input focuses on controlling the amount of input required, controlling the errors, avoiding delay, avoiding extra steps and keeping the process simple. The input is designed in such a way so that it provides security and ease of use with retaining the privacy. Input Design considered the following things:

- What data should be given as input?
- How the data should be arranged or coded?
- The dialog to guide the operating personnel in providing input.
- Methods for preparing input validations and steps to follow when error occur.

OBJECTIVES:

1. Input Design is the process of converting a user-oriented description of the input into a computer-based system. This design is important to avoid errors in the data input process and show the correct direction to the management for getting correct information from the computerized system.
2. It is achieved by creating user-friendly screens for the data entry to handle large volume of data. The goal of designing input is to make data entry easier and to be free from errors. The data entry screen is designed in such a way that all the data manipulates can be performed. It also provides record viewing facilities.
3. When the data is entered it will check for its validity. Data can be entered with the help of screens. Appropriate messages are provided as when needed so that the user will not be in maize of instant. Thus, the objective of input design is to create an input layout that is easy to follow

7.2 OUTPUT DESIGN:

A quality output is one, which meets the requirements of the end user and presents the information clearly. In any system results of processing are communicated to the users and to other system through outputs. In output design it is determined how the information is to be displaced for immediate need and also the hard copy output. It is the most important and direct source information to the user. Efficient and intelligent output design improves the system's relationship to help user decision making.

1. Designing computer output should proceed in an organized, well thought out manner; the right output must be developed while ensuring that each output element is designed so that people will find the system can use easily and effectively. When analysis design computer [20] output, they should Identify the specific output that is needed to meet the requirements.
2. Select methods for presenting information.
3. Create document, report, or other formats that contain information produced by the system.

The output form of an information system should accomplish one or more of the following objectives.

- Convey information about past activities, current status or projections of the Future.
- Signal important events, opportunities, problems, or warnings.
- Trigger an action.
- Confirm an action.

VIII. RESULTS

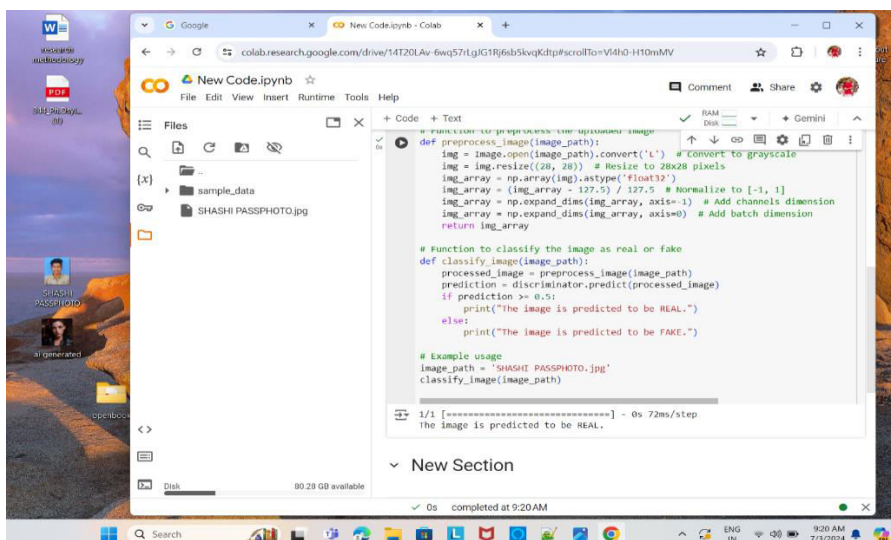


fig – a

In fig – a , The image is predicted as Real Image.

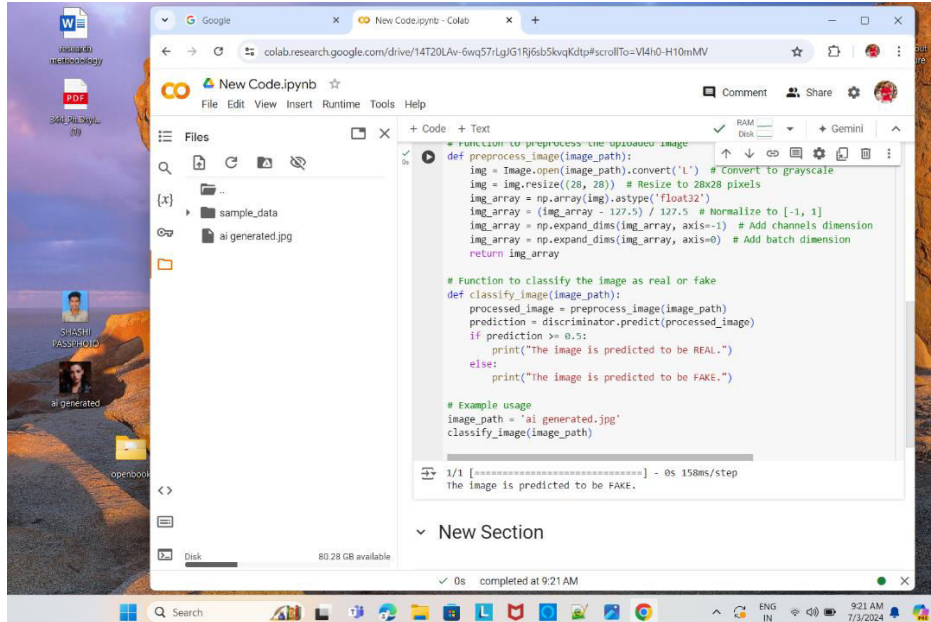


fig – b

In fig – b , The image is predicted as Fake Image .

IX. CONCLUSION

In this project, we successfully implemented a Generative Adversarial Network (GAN) for AI-driven image generation, focusing on producing high-quality images that mimic real-world data distributions. Through rigorous training and optimization, our GAN architecture, comprising a generator and discriminator, effectively learned to generate diverse and realistic images from random noise inputs. Our evaluations, including quantitative metrics and visual inspections, demonstrated the model's ability to create images with intricate details and plausible textures. Moving forward, this technology holds promise across various domains such as entertainment, healthcare, and design, facilitating advancements in digital creativity and personalized content generation. Future directions include refining training methodologies, exploring domain-specific adaptations, and addressing ethical considerations to ensure responsible deployment and societal benefit of AI-generated images.

X. FUTURESCOPE

In the future, we might see a blend of real and AI-generated images seamlessly integrated into our daily lives. AI technology is advancing rapidly, allowing for the creation of incredibly realistic images that can sometimes be challenging to distinguish from reality.

With the progress in AI, we might witness enhanced visual effects in movies, video games, and virtual reality experiences. AI-generated images could revolutionize industries like architecture, design, and advertising by enabling quick prototyping and visualization of ideas.

However, as AI-generated images become more sophisticated, there are ethical considerations regarding the potential misuse of such technology, like creating deepfakes or manipulating visual content for deceptive purposes. It's crucial for society to develop regulations and ethical guidelines to govern the use of AI-generated images responsibly.

REFERENCES

- [1] K. Roose, “An AI-generated picture won an art prize. Artists aren’t happy,” *New York Times*, vol. 2, p. 2022, Sep. 2022.
- [2] R. Rombach, A. Blattmann, D. Lorenz, P. Esser, and B. Ommer, “High-resolution image synthesis with latent diffusion models,” in *Proc. IEEE/CVF Conf. Comput. Vis. Pattern Recognit. (CVPR)*, Jun. 2022, pp. 10684–10695.
- [3] G. Pennycook and D. G. Rand, “The psychology of fake news,” *Trends Cogn. Sci.*, vol. 25, no. 5, pp. 388–402, May 2021.
- [4] B. Singh and D. K. Sharma, “Predicting image credibility in fake news over social media using multi-modal approach,” *Neural Comput. Appl.*, vol. 34, no. 24, pp. 21503–21517, Dec. 2022.
- [5] N. Bonettini, P. Bestagini, S. Milani, and S. Tubaro, “On the use of Benford’s law to detect GAN-generated images,” in *Proc. 25th Int. Conf. Pattern Recognit. (ICPR)*, Jan. 2021, pp. 5495–5502.
- [6] D. Deb, J. Zhang, and A. K. Jain, “AdvFaces: Adversarial face synthesis,” in *Proc. IEEE Int. Joint Conf. Biometrics (IJCB)*, Sep. 2020, pp. 1–10.
- [7] M. Khosravy, K. Nakamura, Y. Hirose, N. Nitta, and N. Babaguchi, “Model inversion attack: Analysis under gray-box scenario on deep learning based face recognition system,” *KSII Trans. Internet Inf. Syst.*, vol. 15, no. 3, pp. 1100–1118, Mar. 2021.
- [8] J. J. Bird, A. Naser, and A. Lotfi, “Writer-independent signature verification; evaluation of robotic and generative adversarial attacks,” *Inf. Sci.*, vol. 633, pp. 170–181, Jul. 2023.
- [9] A. Ramesh, M. Pavlov, G. Goh, S. Gray, C. Voss, A. Radford, M. Chen, and I. Sutskever, “Zero-shot text-to-image generation,” in *Proc. Int. Conf. Mach. Learn.*, 2021, pp. 8821–8831.
- [10] C. Saharia, W. Chan, S. Saxena, L. Li, J. Whang, E. Denton, S. K. S. Ghasemipour, B. K. Ayan, S. S. Mahdavi, R. G. Lopes, T. Salimans, J. Ho, D. J. Fleet, and M. Norouzi, “Photorealistic text-to-image diffusion models with deep language understanding,” 2022, arXiv:2205.11487.
- [11] P. Chambon, C. Bluethgen, C. P. Langlotz, and A. Chaudhari, “Adapting pretrained vision-language foundational models to medical imaging domains,” 2022, arXiv:2210.04133.
- [12] F. Schneider, O. Kamal, Z. Jin, and B. Schölkopf, “Mousai: Text-to-music generation with long-context latent diffusion,” 2023, arXiv:2301.11757.
- [13] F. Schneider, “ArchiSound: Audio generation with diffusion,” M.S. thesis, ETH Zurich, Zürich, Switzerland, 2023.
- [14] D. Yi, C. Guo, and T. Bai, “Exploring painting synthesis with diffusion models,” in *Proc. IEEE 1st Int. Conf. Digit. Twins Parallel Intell. (DTPI)*, Jul. 2021, pp. 332–335.
- [15] C. Guo, Y. Dou, T. Bai, X. Dai, C. Wang, and Y. Wen, “ArtVerse: A paradigm for parallel human-machine collaborative painting creation in Metaverses,” *IEEE Trans. Syst., Man, Cybern., Syst.*, vol. 53, no. 4, pp. 2200–2208, Apr. 2023.
- [16] Z. Sha, Z. Li, N. Yu, and Y. Zhang, “DE-FAKE: Detection and attribution of fake images generated by text-to-image generation models,” 2022, arXiv:2210.06998.
- [17] R. Corvi, D. Cozzolino, G. Zingarini, G. Poggi, K. Nagano, and L. Verdoliva, “On the detection of synthetic images generated by diffusion models,” 2022, arXiv:2211.00680.
- [18] I. Amerini, L. Galteri, R. Caldelli, and A. Del Bimbo, “Deepfake video detection through optical flow based CNN,” in *Proc. IEEE/CVF Int. Conf. Comput. Vis. Workshop (ICCVW)*, Oct. 2019, pp. 1205–1207.
- [19] D. Güera and E. J. Delp, “Deepfake video detection using recurrent neural networks,” in *Proc. 15th IEEE Int. Conf. Adv. Video Signal Based Surveill. (AVSS)*, Nov. 2018, pp. 1–6.
- [20] J. Wang, Z. Wu, W. Ouyang, X. Han, J. Chen, Y.-G. Jiang, and S.-N. Li, “M2TR: Multi-modal multi-scale transformers for Deepfake detection,” in *Proc. Int. Conf. Multimedia Retr.*, Jun. 2022, pp. 615–623.
- [21] P. Saikia, D. Dholaria, P. Yadav, V. Patel, and M. Roy, “A hybrid CNN-LSTM model for video Deepfake detection by leveraging optical flow features,” in *Proc. Int. Joint Conf. Neural Netw. (IJCNN)*, Jul. 2022, pp. 1–7.
- [22] H. Li, B. Li, S. Tan, and J. Huang, “Identification of deep network generated images using disparities in color components,” *Signal Process.*, vol. 174, Sep. 2020, Art. no. 107616.
- [23] S. J. Nightingale, K. A. Wade, and D. G. Watson, “Can people identify original and manipulated photos of real-world scenes?” *Cognit. Res., Princ. Implications*, vol. 2, no. 1, pp. 1–21, Dec. 2017.
- [24] A. Krizhevsky and G. Hinton, “Learning multiple layers of features from tiny images,” 2009.



INTERNATIONAL
STANDARD
SERIAL
NUMBER
INDIA



INTERNATIONAL JOURNAL OF INNOVATIVE RESEARCH

IN SCIENCE | ENGINEERING | TECHNOLOGY

 9940 572 462  6381 907 438  ijirset@gmail.com



www.ijirset.com

Scan to save the contact details